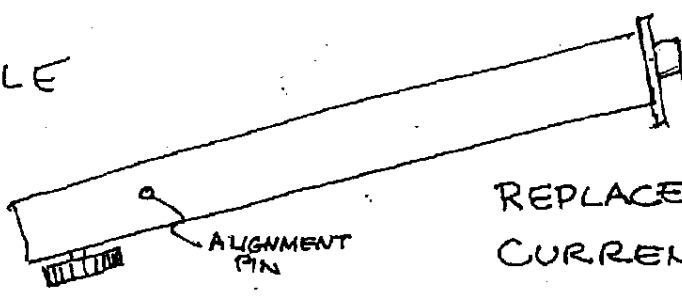


THE KEYED SPINDLE SYSTEM


VIDEO INSTRUCTIONS

① THE SPINDLE



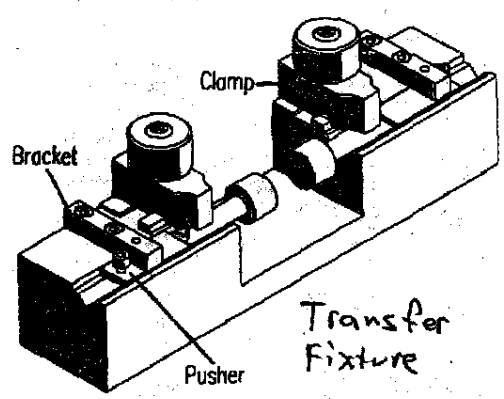
REPLACES YOUR CURRENT SPINDLE

② THE SPINDLE ALIGNS DOPS THAT HAVE A BACK CHAMFER

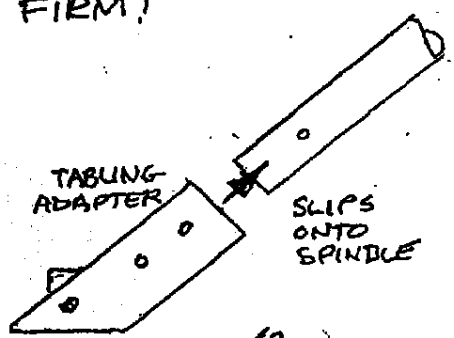


IT'S EASY TO ADD CHAMFER TO EXISTING DOPS

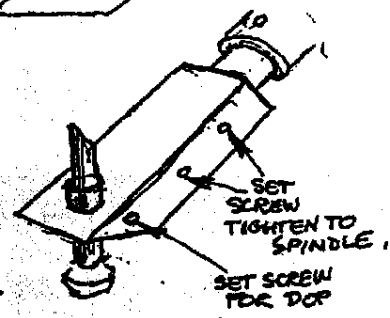
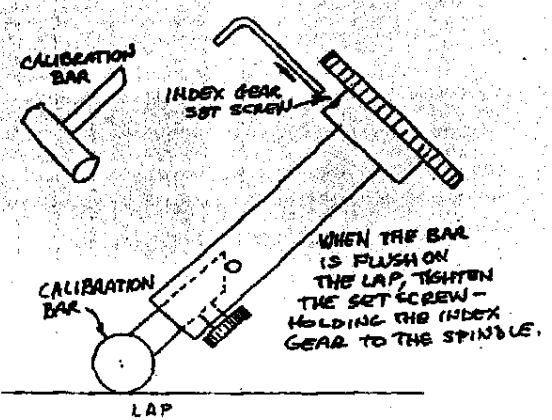
③ CARRIERS, USED IN YOUR TRANSFER FIXTURE, PROVIDE DOP-TO-DOP ALIGNMENT



④ THE TABUNG ADAPTER - GOES ONTO THE OUTSIDE DIAMETER OF THE SPINDLE - SUPER FIRM!



⑤ A CALIBRATION BAR IS USED IN CHANGING INDEX GEARS - IT ALIGNS INDEX GEAR TO DOP ALIGNMENT PIN TO LAP.



AND THE TABLE OF THE STONE IS CLOSE TO THE END OF THE SPINDLE.